





TAURUS 300

The most efficient scalable
lighting on the market

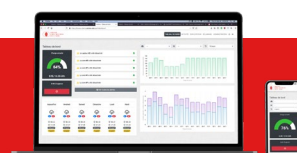
Designed and manufactured in  **RED**




Toplight for greenhouse growing

- Ideal for all crops and stages of development
- Our LED technology to control your energy consumption
- Equivalent to a HPS light 600W
- High efficiency and long life

COMPATIBLE WITH **SOLSTICE™**
Automate your light management



TAURUS 300

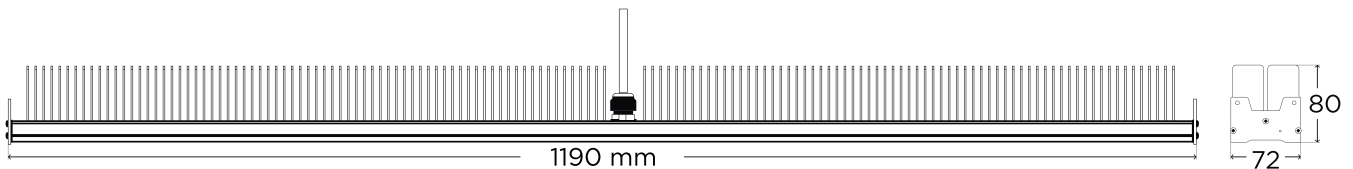
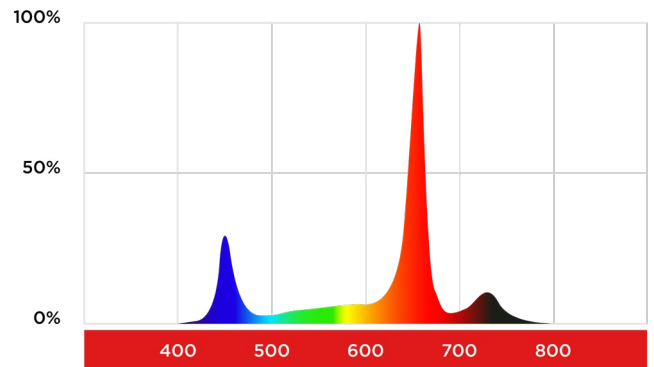


SPECIFICATIONS

PPF	850 $\mu\text{mol}\cdot\text{s}^{-1}$
Power	300 W
Efficiency	2,8 $\mu\text{mol}\cdot\text{J}^{-1}$
Voltage	277-480 V
Size	1190 L x 72 W x 80 H mm
Weight	4,5 kg
Minimum Distance	700 mm
Heat Dissipation	Liabilities
Control	Spectral Large Bande
Lighting angle	110°
Lifespan	50 000 hours
Power factor	> 94%
Certification	CE, RoHS, CSA
IP	65

Voltage	277 V	320 V	380 V	400 V	420 V	480 V
Amperage	1,1 A	0,95 A	0,8 A	0,75 A	0,7 A	0,65 A

COLORS	λ (NM)	DISTRIBUTION	CONTROL SOLSTICE
Blue	400-500	12 %*	0 - 100 %
Green	500-600	8 %*	0 - 100 %
Red	600-700	67 %*	0 - 100 %
Far red	700-800	13 %*	0 - 100 %



More information about **RED solution** :
www.horticulture.red/fr/technologie

E-mail : contact@horticulture.red
 Tel : +33 (0)4 37 72 49 37

RED
HORTICULTURE

© Copyright 2020 Rouge Engineered Designs . All rights reserved.
 RED reserves the right to change the data without notice.
 Last update : 04/2021